

Setanta EAFE Equity Fund (CAD)

Q3 2020

Fund Description

The **EAFE Equity Fund** (‘the Fund’) is managed by Setanta Asset Management Limited (‘Setanta’) and is a representative account of the EAFE Equity strategy.

The Fund is an actively managed equity portfolio which holds c.30-50 stocks in the European, Australasian and Far East regions. The portfolio is managed in accordance with the Setanta investment philosophy. The Fund is managed by three portfolio managers, who also look to leverage off the experience and knowledge of their colleagues. The aim is to achieve a sensible level of diversification on a sector and geographic basis. The Fund can hold up to 10% cash where investments of sufficient quality cannot be found.

The investment objective of the Fund is to outperform the MSCI EAFE benchmark over the long term.

Fund Commentary

The third quarter saw a continuation of the recovery in equity markets seen in the previous quarter and unfortunately the Setanta EAFE Fund was unable to keep pace. The outperformance of ‘growth’ stocks versus ‘value’ stocks was another recurring feature. While the EAFE region lacks the FANMAG stocks which have been such a driver of global returns, the popularity of ‘growth’ stocks has nonetheless been evident here also.

(Fund Commentary continued on Page 3)

Portfolio Managers

Rowan Smith; Fergal Sarsfield, CFA & Conor Walshe



Our Investment Principles

We do not believe markets are efficient

We invest below our estimate of intrinsic value

We invest in businesses rather than buying stocks

Preservation of our clients’ capital is key

Investing is a marathon, not a sprint

We are not afraid to swim against the tide

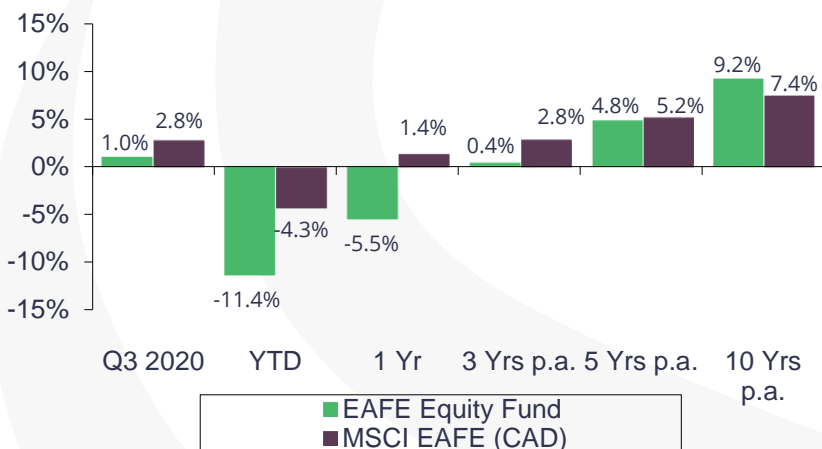
We consider scenarios rather than making forecasts

Businesses we own must have strong balance sheets

We make mistakes and always endeavour to learn from them

We will act with integrity in everything we do

Fund Performance – 30.09.2020 (CAD)



Yearly Performance

Year %	2015	2016	2017	2018	2019
Fund	25.2	7.0	16.7	-2.7	13.1
Benchmark	19.0	-2.5	16.8	-6.0	15.8

Performance Source: Setanta Asset Management Limited. The Fund returns stated are based on the movements in the unit prices of the CLA CA Managed EAFE Portfolio SF035 [IEC11007] and are gross of management fees. The performance will be reduced by the impact of management fees paid, the amount of which varies. **Benchmark:** MSCI EAFE (CAD) **Holdings Source:** Setanta. Sector allocations based on invested portfolio only (excludes cash). **Fund Statistics Source:** Bloomberg.

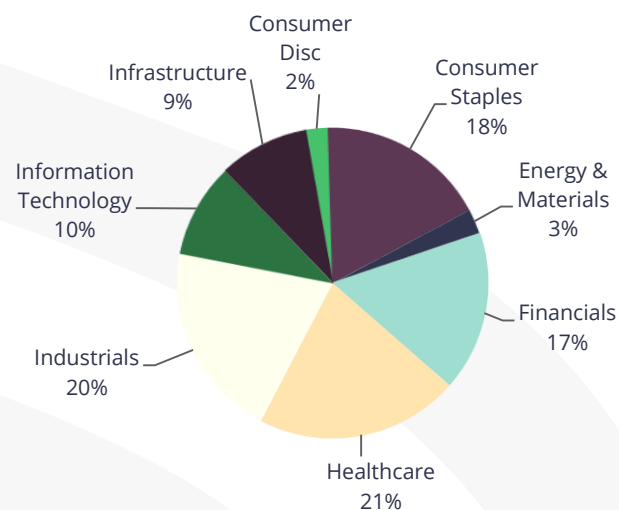
Top 10 Holdings

COMPANY	SECTOR	% OF FUND
GPE BRUXELLES LAMBERT	FINANCIALS	6.3%
DCC	INDUSTRIALS	6.2%
ALFRESA HOLDINGS	HEALTHCARE	5.0%
UNILEVER	CONSUMER STAPLES	4.5%
SAMSUNG ELECTRONIC	INFORMATION TECHNOLOGY	4.2%
COCA-COLA AMATIL	CONSUMER STAPLES	4.2%
ALCON AG	HEALTHCARE	4.1%
NOVARTIS AG	HEALTHCARE	3.7%
SANOFI	HEALTHCARE	3.5%
RYANAIR	INDUSTRIALS	3.4%

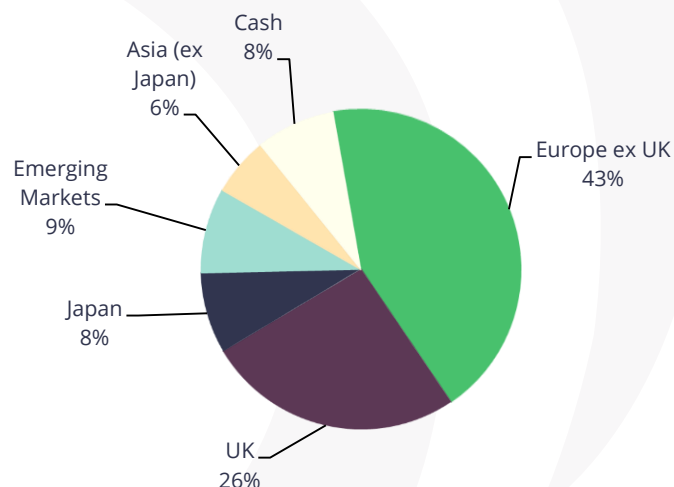
Fund Statistics

PRICE/BOOK	1.4
PRICE/EARNINGS RATIO (FY 1)	17.1
DIVIDEND YIELD %	3.2
AVERAGE MARKET CAP C\$BN	50.5
NO. OF HOLDINGS	34
DEBT/EQUITY %	62.5
ACTIVE SHARE %	90.5

Sector Distribution



Geographic Distribution





Commentary

In the three months ended September, the MSCI EAFE Growth Index was up 8.1% in US\$ terms versus a gain of 3.2% for its Value counterpart. The difference is even starker when looking at the first nine months of the year with the MSCI EAFE Value Index underperforming by almost 20% compared to the Growth Index.

In an analysis of the US market in Q3, the broker Baird highlighted that high valuation, high quality (measured by return on equity or capital) and high growth factors are outperforming. We have observed similar trends in the EAFE region this year. There has been a lot of commentary that the value style of investing is dead after a prolonged period of underperformance. At Setanta, we look to invest in above average quality companies at valuations around or below average. In the current market environment, the latter part of that equation has become more difficult. In a low interest rate world, growth and durability become more attractive. Is the lesson that we should buy growth companies at any price? The argument goes that if you are right about the quality of the business, time can reduce the cost of overpaying through compounding.

The current “value versus growth” debate brought to mind the two contrasting quotes listed below which are taken from a recently published book entitled “The Psychology of Money” by Morgan Housel.

“The four most dangerous words in investing are “it’s different this time.” – John Templeton

“The twelve most dangerous words in investing are “The four most dangerous words in investing are “it’s different this time.” – Michael Batnick.

The author argues that history does not provide a perfect guide to the future. Instead he posits that the further you look back in history, the more general your takeaways should be. Investing evolves but some lessons are timeless.

At Setanta, we believe the problem with a “growth at any price” approach is that it leaves very little margin for error. Sustaining growth over the long term is challenging. Analysis by Bernstein shows that just 6% of S&P500 companies sustained >5% year-over-year earnings growth for five consecutive years in the 1980-2019 period. Less than 1% managed the same feat for 10 years. Looking back at the 9 largest technology stocks as of March 2000, only two have surpassed that level of market cap since. Justifying very rich multiples on the basis that today’s successful companies can grow far into the future carries significant risks. There will be big winners which garner a lot of headlines but there is likely to be a long tail of disappointments too.

We continue to try to be disciplined on price while acknowledging selectively that high quality companies with good growth prospects at attractive returns merit higher multiples. Our increased weighting in **Alcon** this year is an example of this. We also believe that some of our other holdings like **Diageo**, **Coca Cola**, **Amatil**, **Ryanair** and **Thai Beverage** have been disproportionately impacted by the COVID-19 outbreak and offer good long-term growth prospects in a more normalised environment.

One element of the “value versus growth” debate which has evolved over time results from the marked shift towards investing in intangible assets which are often expensed immediately (R&D, marketing etc.) versus tangible assets which are capitalised and then depreciated over time. As a result two classic measures of value, the Price to Book and Price to Earnings multiples, have become less relevant. This has likely exacerbated the underperformance of “value” strategies in the current environment. Our approach at Setanta has always been that value is more than a number. It is not a choice between value represented by low multiples on the one hand and growth on the other. Our process has never been driven by an overt focus on low P/E and low P/Book stocks.



Commentary

Looking at our portfolio, we are underweight the Financials and Energy sectors, two areas of the market where one can find an abundance of stocks on low Price to Book multiples.

Looking at the Fund's performance in Q3 from a sector perspective, our underweight positions in Consumer Discretionary and Materials were a drag but this was offset by our underweight in Energy. At the stock level, the two biggest detractors from fund performance were KDDI and DCC. Here we find two contrasting tales with respect to the investment cases.

Our initial investment in **KDDI** in Q1 2018 was predicated on an attractive market structure with three sizeable operators, muted price competition, limited impact from virtual operators and an ability to monetise increased data usage. The surprise resignation in late August of Shinzo Abe as Japanese prime minister has seen Yoshihide Suga rise to power. He has been very critical of high mobile tariffs in Japan in the past and re-iterated this stance on coming to power. This was swiftly followed by NTT, in which the Japanese government has a large stake, buying out minorities in its mobile subsidiary NTT Docomo which is the largest player in the market. The concern is that this deal is politically motivated to deliver price cuts with negative implications for industry profitability. We cut our position in KDDI following this news.

DCC's share price weakness may reflect concerns about the longer term sustainability of the liquid fuel distribution business. Ultimately, we feel that liquid based fuels will play an important role in fulfilling energy needs for some time to come as demand trend shifts and the required infrastructure investment will not happen overnight. Where the shift to electric vehicles has been quicker in Norway, DCC has invested and is making attractive returns. The company made two small energy acquisitions in the quarter at attractive multiples and the M&A pipeline has improved according to management. With a proven ability to create value from acquisitions, we see this as a positive development.

On a more positive note, the fund benefited from strong performance by Ericsson and Coca Cola Amatil. **Ericsson** delivered strong results for the second quarter with network sales and EBIT margin beating market expectations. This was on the back of good growth in North East Asia and North America. Group targets for 2020 and 2022 were maintained. **Coca Cola Amatil's** first half results were well received as the company delivered cost savings and good cash flow generation in the face of negative volume and mix trends. Further planned cost cuts were announced. Volume trends were improving in the second half as lock down restrictions eased.

The under-performance of the Setanta EAFE Fund in the year to date is disappointing. While we seek to learn constantly, we don't believe the current period is highlighting something fundamentally wrong with our process. We continue to focus on quality companies with durable franchises managed for the long term and conservatively financed while retaining our valuation discipline as we seek to ensure we don't overpay.



Contact Details:

Suite S8-02,
Eight Floor,
190 Simcoe Street,
Toronto,
Ontario,
M5T 2W5.

Rocco Vessio, (T) 416-552-5061 , (M) 647-823-4813

E-mail: rocco.vessio@setanta-asset.com

www.setanta-asset.com

IMPORTANT INFORMATION

The EAFE Equity Fund is managed by Setanta Asset Management Limited and is a representative account of the EAFE Equity strategy. The performance shown is the performance of a representative account (CLA CA Managed EAFE Portfolio SF035 [IEC11007]). The strategy is available on a separate account basis to institutional investors however current and prospective clients should not assume identical performance results to those shown would have been achieved for their account if it was invested in the strategy during the period. Clients of the firm may receive different performance than the representative account. Client performance may differ due to factors such as timing of investment(s), timing of withdrawal(s), client-mandated investment restrictions and the portfolio not being fully replicated for new accounts or new flows. Investors should consider the investment objectives, risks, charges and expenses carefully before investing. See 'WARNING' and 'IMPORTANT INFORMATION' sections below.

Setanta Asset Management Limited is regulated by the Central Bank of Ireland, New Wapping Street, North Wall Quay, Dublin 1, Ireland and has been granted the International Adviser exemption from registration in Manitoba, Ontario, Quebec, British Columbia and Alberta. This exemption enables it to provide advisory services to clients in these provinces in accordance with the applicable securities legislation of Manitoba, Ontario, Quebec, British Columbia and Alberta. Setanta, who is an investment sub-advisor to a number of Great-West Life Group companies, does not trade on its own account. Units in the Canadian segregated and mutual funds are not offered for sale by Setanta but may be acquired by prospective investors via the relevant Great-West Life Group company. This factsheet, which is for information purposes only, does not form part of any contract. This is a marketing communication that (a) has not been prepared in accordance with legal requirements designed to promote the independence of investment research, and (b) is not subject to any prohibition on dealing ahead of the dissemination investment research. The information contained in this document is based on current legislation and is, therefore subject to change. The contents are intended as a guideline only and should not be construed as an interpretation of the law. You should always seek the advice of an appropriately qualified professional. Performance disclosures are stated above. Setanta Asset Management Limited is registered as an Investment Adviser with the Securities and Exchange Commission (the "SEC") - CRD# 281781 / SEC# 801-107083.

The MSCI information may only be used for your internal use, may not be reproduced or re-disseminated in any form and may not be used as a basis for or a component of any financial instruments or products or indices. None of the MSCI information is intended to constitute investment advice or a recommendation to make (or refrain from making) any kind of investment decision and may not be relied on as such. Historical data and analysis should not be taken as an indication or guarantee of any future performance analysis, forecast or prediction. The MSCI information is provided on an "as is" basis and the user of this information assumes the entire risk of any use made of this information. MSCI, each of its affiliates and each other person involved in or related to compiling, computing or creating any MSCI information (collectively, the "MSCI Parties") expressly disclaims all warranties (including, without limitation, any warranties of originality, accuracy, completeness, timeliness, non-infringement, merchantability and fitness for a particular purpose) with respect to this information. Without limiting any of the foregoing, in no event shall any MSCI Party have any liability for any direct, indirect, special, incidental, punitive, consequential (including, without limitation, lost profits) or any other damages

WARNING: Past performance is not a reliable indicator of future results. The price of units and the income from them may go down as well as up and investors may not get back the amount invested. The return may increase or decrease as a result of currency fluctuations. Forecasts are not a reliable indicator of future performance