

Fund Description

The **EAFE Equity Fund** ('the Fund') is managed by Setanta Asset Management Limited ("Setanta") and is a representative account of the EAFE Equity strategy.

The Fund is an actively managed equity portfolio, with a long-term investment horizon. Our aim is to invest in EAFE (Europe, Asia and Far East) companies that are trading below their intrinsic value. Our investment process seeks to invest in companies that exhibit a combination of low financial risk, low operational risk and low valuation risk.

We believe that if we can invest in companies that possess these characteristics then we can reduce the risk of a permanent loss of capital and enhance our chances of outperforming our benchmark over the long term. The investment objective of the Fund is to outperform the MSCI EAFE index over the long term.

Fund Commentary

At Setanta, we think 2 primary characteristics of our process give us the opportunity to generate "alpha". 1. We take a long term approach 2. We perform detailed analysis on each of our investments. The output of this process can be seen in the types of businesses that we own in the EAFE portfolio. Another underappreciated output of our approach can be seen in the types of businesses that we don't own.

Let's consider the type of business that we don't own. When we consider an investment we get into the mindset that we are buying the whole business. Getting into that mindset, the business owner's mindset tends to focus our minds on different sets of risks. The very essence of a business is an entity set up to produce a product for sale. The fundamental reason a business exists is to take a series of inputs and put these inputs through a series of processes to create an end product for sale.

(Fund Commentary continued on Page 3)

Portfolio Managers

Rowan Smith, Fergal Sarsfield CFA & Conor Walshe



Investment Principles

- We do not believe the market is efficient.
- We aim to make investments at a price below our assessment of intrinsic value.
- We make an investment in a business rather than trade securities.
- We believe risk is the possibility of permanent impairment of value.
- We make investments for the long term.
- We invest where we see value and are not afraid to be contrarian and swim against the tide.
- We don't make forecasts, we consider scenarios.
- We demand financial strength from the companies we invest in.
- We will act with integrity and communicate with our clients in a manner representative of our investment style.
- We have the humility to know we make mistakes and embrace the need to continue learning through both experience and study.



WINNER
Equities Manager of the Year



WINNER
Equities manager of the year

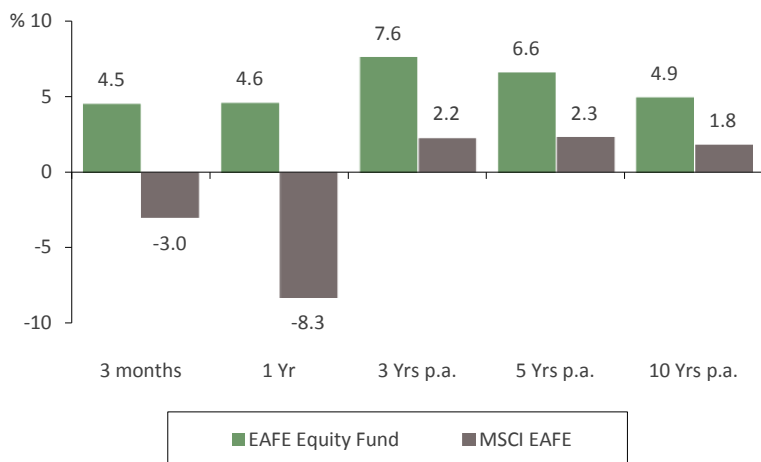


WINNER
Equities Manager of the Year



WINNER
Equities Manager of the Year

FUND PERFORMANCE (USD) – 31.03.16



YEARLY PERFORMANCE

Year %	2010	2011	2012	2013	2014	2015
Fund	7.7	-11.9	22.3	27.3	-4.2	4.4
Benchmark	7.8	-12.1	17.3	22.8	-4.9	-0.8

Performance Source: Setanta Asset Management Limited. Benchmark: MSCI EAFE Index (100% USD) & Bloomberg. The Fund returns since 30.09.07 are based on the movements in the unit prices of a representative account, based on mid to mid prices, and are gross of management fees. The unit prices prior to this are derived from a net of fee price, adjusted for the management charge to be representative of the gross of fee performance. **Fund Statistics Source:** Bloomberg

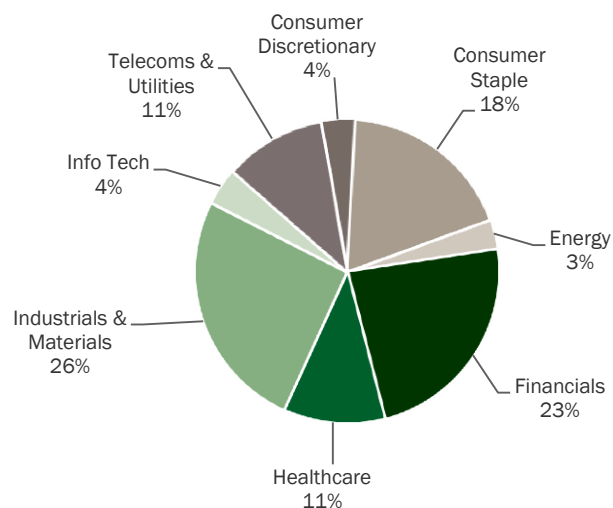
TOP 10 EQUITY HOLDINGS

COMPANY	SECTOR	% OF FUND
DCC	INDUSTRIALS & MATERIALS	7.7%
GROUPE BRUXELLES LAMBERT	FINANCIALS	5.8%
C&C GROUP	CONSUMER STAPLES	5.2%
SMITHS GROUP	INDUSTRIALS & MATERIALS	4.9%
LSL PROPERTY SERVICES	FINANCIALS	4.3%
CRH	INDUSTRIALS & MATERIALS	4.1%
DIAGEO	CONSUMER STAPLES	3.7%
SANOFI	HEALTHCARE	3.4%
SWATCH GROUP	CONSUMER DISCRETIONARY	3.3%
NOVARTIS	HEALTHCARE	3.2%

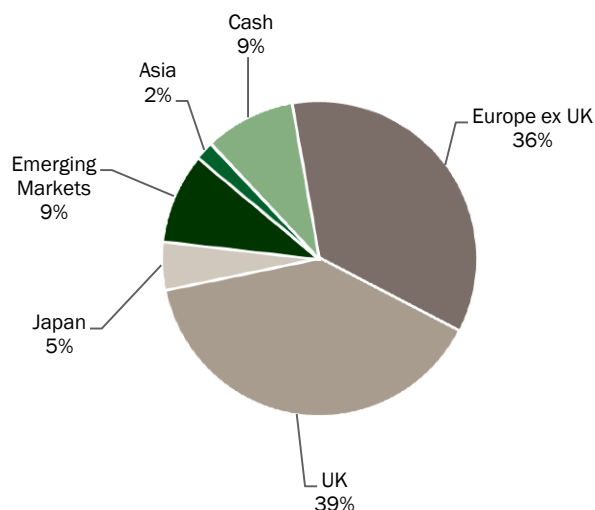
FUND STATISTICS

PRICE/BOOK	1.6
PRICE/EARNINGS RATIO (FY 1)	10.2
DIVIDEND YIELD %	3.1
AVERAGE MARKET CAP \$BN	35.9
NO. OF HOLDINGS	32
DEBT/EQUITY %	54.7
ACTIVE SHARE %	92.9

SECTOR DISTRIBUTION



GEOGRAPHIC DISTRIBUTION



Ultimately, as a business owner, we must consider how many products will a certain business be able to produce and at what cost? Business owners must consider what price to sell their product. The business owner must also consider the competition and how likely or easy it is that competition will enter or exit the business. How good are your competitors and do you have an edge over your competitors and how likely is it that you can keep your edge over your competitors for sustained periods.

Take, for example hypothetical industry A. Industry A produces durable goods that sell to consumers. They are by and large fantastic, technical products that include all of the latest technology and innovation. These goods last about 6 years on average and are a significant investment for consumers. The average selling price of these durable products is EUR20,000. Global demand for these products is running at about 90m units but there is capacity to produce 100m units. There are 5 “major” producers, called the majors, producing 10m units each and 8 “minor” producers, called the “minors” producing 5m units each. There are 13 manufacturers all producing excellent products that are very similar to one another such that it is difficult for any one of them to have long term sustained pricing power. Economically speaking this industry should consolidate, but it doesn’t. The majors employ 500,000 people directly and many more indirectly. The minors employ more than 100,000 each. This is a labour intensive industry and our modern institutional, legal and political structures prevent significant capacity from exiting. Governments have refused to let this industry consolidate for fear of political retribution. If governments “let” a business with 100,000 jobs and many multiples more indirectly go out of the country, the chance that they get voted out of office is large. The status quo remains. The majors make a little return on their capital through the cycle while the minors collectively just break even.

If we were a business owner in hypothetical industry A, we would be extremely concerned about the prospects for generating sufficient returns on our capital in the remaining years of this decade and beyond. The combination of rigid supply with the risk of a contraction in demand and the potential for technology-based industry upheaval would be very concerning to us. The hypothetical industry A that I described above looks very like the auto industry today. We have owned auto manufacturers in the past and learned through experience, how difficult and competitive the industry is. The market may have already anticipated our concerns as many of the auto manufacturers are priced at low multiples of earnings. That said, if the status quo remains, we think there is risk of permanent capital impairment. If the industry structure were to exhibit some signs of consolidation and restructuring we feel it could be worth investigating. However, we think these signs are a long way off for now.

Transactions during the Quarter

During Q1 we continued to strengthen our bench with in-depth analysis of several interesting companies. We didn’t however make any new investments. We’re happy with the detailed work we’ve carried out on these companies and we are more than content to sit on the sidelines awaiting that opportune time to invest at what we believe to be great prices.

We made one disposal during the quarter when we sold out of our position in Rheinmetall AG. We first invested in Rheinmetall back in mid 2013 at around €36, so our disposal comes on the back of an 80% return. During that period Rheinmetall benefited from the strong tailwind of growth in the European automotive component sector, successful investments in the Chinese automotive components market and winning several defence contracts. Those external market positives in addition to internal restructuring facilitated a strong rebound in company profitability which in turn led to significant stock price appreciation. Given current valuation and our belief that Rheinmetall may be close to overearning we took the decision to sell out of our investment entirely.

David Byrne – Portfolio Manager

Contact Details:

Setanta Asset Management Limited,
Beresford Court,
Beresford Place, Dublin 1, Ireland.

Alan Hickey, Tel: + 353 1 612 4903
Email: alan.hickey@setanta-asset.com
www.setanta-asset.com

IMPORTANT INFORMATION

The EAFE Equity Fund is managed by Setanta Asset Management Limited and is a representative account of the EAFE Equity strategy. The Fund is available on a separate account basis to institutional investors. Investors should consider the investment objectives, risks, charges and expenses carefully before investing. See 'WARNING' and IMPORTANT INFORMATION' sections below.

Setanta Asset Management Limited is regulated by the Central Bank of Ireland, PO Box 559, Dame Street, Dublin 2, Ireland and has been granted the International Adviser exemption from registration in Manitoba, Ontario, Quebec, British Columbia and Alberta. This exemption enables it to provide advisory services to clients in these provinces in accordance with the applicable securities legislation of Manitoba, Ontario, Quebec, British Columbia and Alberta. Setanta, who is an investment sub-advisor to a number of Great–West Life Group companies, does not trade on its own account. Units in the Canadian segregated and mutual funds are not offered for sale by Setanta but may be acquired by prospective investors via the relevant Great–West Life Group company. This factsheet, which is for information purposes only, does not form part of any contract. This is a marketing communication that (a) has not been prepared in accordance with legal requirements designed to promote the independence of investment research, and (b) is not subject to any prohibition on dealing ahead of the dissemination investment research. The information contained in this document is based on current legislation and is, therefore subject to change. The contents are intended as a guideline only and should not be construed as an interpretation of the law. You should always seek the advice of an appropriately qualified professional. Performance disclosures are stated above. Setanta Asset Management Limited has also been approved by the SEC (CRD # 281781/SEC # 801 – 107083) as an Investment advisor firm.

WARNING: Past performance is not a reliable indicator of future results. The price of units and the income from them may go down as well as up and investors may not get back the amount invested. The return may increase or decrease as a result of currency fluctuations. Forecasts are not a reliable indicator of future performance.