

Setanta EAFE Equity Fund (CAD)

Q3 2018

Fund Description

The **EAFE Equity Fund** (‘the Fund’) is managed by Setanta Asset Management Limited (“Setanta”) and is a representative account of the EAFE Equity strategy.

The Fund is an actively managed equity portfolio, with a long-term investment horizon. Our aim is to invest in EAFE (Europe, Asia and Far East) companies that are trading below their intrinsic value. Our investment process seeks to invest in companies that exhibit a combination of low financial risk, low operational risk and low valuation risk.

We believe that if we can invest in companies that possesses these characteristics then we can reduce the risk of a permanent loss of capital and enhance our chances of outperforming our benchmark over the long term. The investment objective of the Fund is to outperform the MSCI EAFE index over the long term.

Fund Commentary

The fund is ahead of its benchmark for the year to date. Good returns from our investments in **Fenner** (as discussed last quarter), **Ericsson** and **Alfresa** largely offset some poor performance from **Playtech**, **Vodafone** and **Ryanair**. A low weighting to banks versus the benchmark also contributed positively to our slight relative outperformance.

(Fund Commentary continued on Page 3)

Portfolio Managers

Rowan Smith; Fergal Sarsfield, CFA & Conor Walshe



Our Investment Principles

We do not believe the market is efficient

We aim to make investments at a price below our assessment of intrinsic value

We make an investment in a business rather than trade securities

We believe risk is the possibility of permanent impairment of value

We make investments for the long term

We invest where we see value and are not afraid to be contrarian and swim against the tide

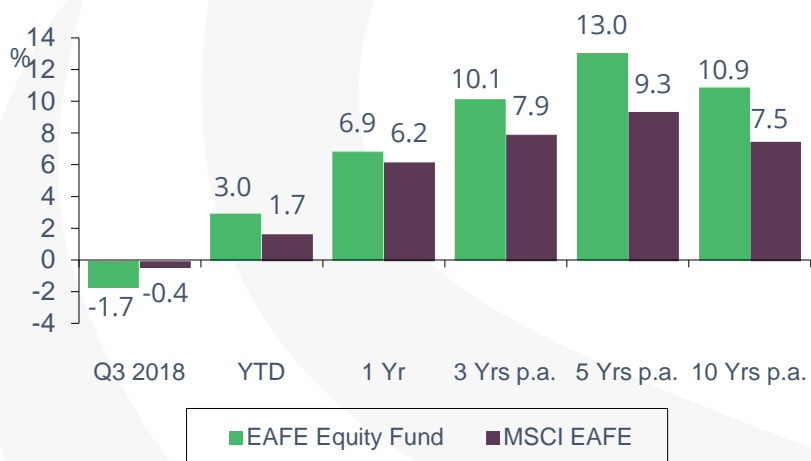
We don't make forecasts, we consider scenarios

We demand financial strength from the companies we invest in

We will act with integrity and communicate with our clients in a manner representative of our investment style

We have the humility to know we make mistakes and embrace the need to continue learning through both experience and study

Fund Performance – 30.09.18



Yearly Performance

Year %	2013	2014	2015	2016	2017
Fund	35.8	4.5	25.2	7.0	16.7
Benchmark	31.0	3.7	19.0	-2.5	16.8

Performance Source: GWL Unit Prices. Based on CLA EAFE Equity (SF035). Returns are in CAD and are gross of management fees. Benchmark is MSCI EAFE. The performance will be reduced by the impact of management fees paid, the amount of which varies. **Fund Statistics Source:** Bloomberg

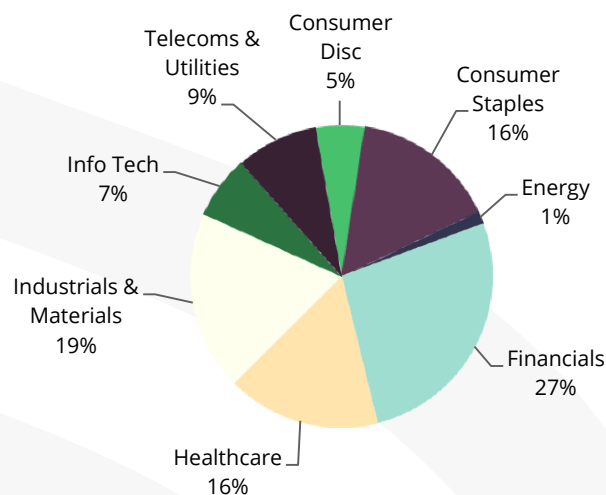
Top 10 Holdings

COMPANY	SECTOR	% OF FUND
DCC	INDUSTRIALS & MATERIALS	5.6%
GPE BRUXELLES LAMBERT	FINANCIALS	5.5%
MELROSE INDUSTRIES	INDUSTRIALS & MATERIALS	4.1%
ERICSSON	INFORMATION TECHNOLOGY	4.1%
SANOFI	HEALTHCARE	4.0%
ALFRESA HOLDINGS	HEALTHCARE	4.0%
KDDI CORP	TELECOMS & UTILITIES	3.8%
DIAGEO	CONSUMER STAPLES	3.8%
NOVARTIS	HEALTHCARE	3.7%
UNILEVER	CONSUMER STAPLES	3.5%

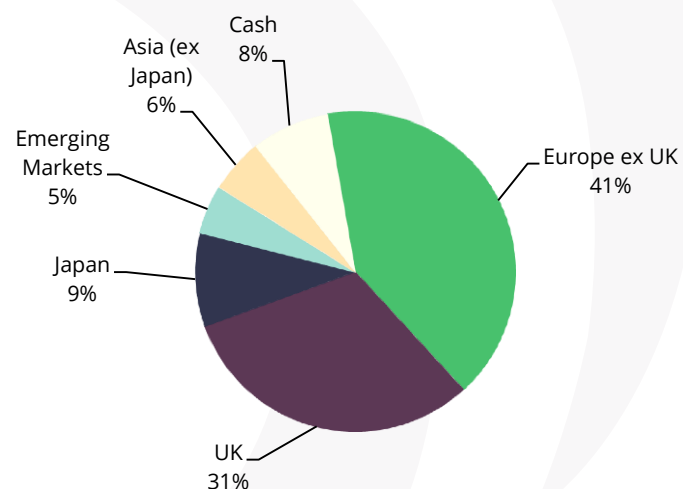
Fund Statistics

PRICE/BOOK	1.7
PRICE/EARNINGS RATIO (FY 1)	13.6
DIVIDEND YIELD %	3.1
AVERAGE MARKET CAP C\$BN	51.1
NO. OF HOLDINGS	35
DEBT/EQUITY %	51.5
ACTIVE SHARE %	90.2

Sector Distribution



Geographic Distribution





Commentary

Ryanair hit the headlines recently as they announced a profit warning. The economics of the Ryanair model work when fuel cost is reasonable, labour disruption is minimized, competition is weaker and customers are willing to fly. There are a lot of variables in this particular economic formula. Ryanair management understands this and has successfully managed this tricky problem for many years. Recently however, Ryanair has had to contend with labour unrest, first with pilots based in Dublin. This then spread to Germany, Belgium and Spain. Ryanair had previously not recognized unions but has since had to start negotiating with them and improve pay and conditions. The process has dragged on longer than we would have liked. There have been strikes across Ryanair's European base impacting service levels. This has created uncertainty among customers and impacted bookings for the summer and winter seasons and possibly beyond. Lower bookings than expected, higher fuel costs and increased labour costs have meant that Ryanair now expect a significant hit to this year's profits. Ryanair has ambitions to grow passengers carried significantly over the next 5 years¹. To accommodate this growth they will need to have a satisfied staff base to fly the planes and serve customers. Globally, there is a tight labour market in many industries. Businesses with large labour cost components are being pressured to increase pay and offer better conditions for staff. It's likely Ryanair is going to see labour costs rising over the next few years.

Ryanair was purchased for the fund in early 2017 at levels around current prices. As keen observers of Ryanair for many years, both as consumers and investors, we finally debated the merits of the investment just over a year and a half ago. They have built a very successful "point to point" low cost carrier model very much in the mould of Southwest Airlines. They charge low fares, operate on lower costs versus flag carriers and get great utilization from their planes by operating on tight turnaround times and flying on short routes primarily within the European continent. As they grew they used their scale at opportune times to place large orders for planes at fantastic prices further extending their cost advantage. Although Ryanair was earning EBIT per passenger in the region of €13 at the time of our initial investment, we thought that even at normalized EBIT per passenger of about €8 the investment proposition was attractive.

Overall, despite many sensational media articles, we think customers are satisfied with Ryanair's product and low cost offering. It's crucial that potential customers can have confidence that the planes will fly on time. We think, chances are that Ryanair will resolve its labour issues over time and restore customer trust. However, the economic formula for airline profitability can be a tricky one to decipher. The airline industry is competitive and has the potential to have excess supply which is a concern at present. Working out the impact on Ryanair of absorbing both fuel and labour cost increases is fraught with uncertainty. On balance though, we believe there will be continued demand for the air travel product over the long term and if Ryanair can get back to operating on a level consistent with their past, they should gain the trust back from their customer base and provide us with a successful investment at current prices.

Transactions during the Quarter

We purchased a small initial position in **GEA Group**, a German industrial company which provides processing equipment for the food and beverages industry. It has high market share positions in each of its niche markets and has strong brand loyalty as customers are reluctant to switch from trusted providers given their focus on product quality and safety. However, internal issues surrounding failed restructuring plans and poor integration of acquisitions has meant that profitability has suffered

¹Ryanair expect to grow from 130 million passengers carried last financial year to 200 million in 2024

Commentary

A new CEO has recently been announced and with the addition of an activist investor on the shareholder register we believe the company may finally begin to look internally at its cost structure and look to address this as a means to improving profitability. An improvement in margins will be very welcomed and we don't believe any of this improvement is currently discounted in the share price.

Fergal Sarsfield – Portfolio Manager

Contact Details:

Suite S8-02,
Eight Floor,
190 Simcoe Street,
Toronto,
Ontario,
M5T 2W5.

Rocco Vessio, (T) 416-552-5061 , (M) 647-823-4813

E-mail: rocco.vessio@setanta-asset.com

www.setanta-asset.com

IMPORTANT INFORMATION

The Strategy is managed by Setanta Asset Management Limited. The Strategy is available on a separate account basis to institutional investors. Investors should consider the investment objectives, risks, charges and expenses carefully before investing. See 'WARNING' and 'IMPORTANT INFORMATION' sections below.

Setanta Asset Management Limited is regulated by the Central Bank of Ireland, New Wapping Street, North Wall Quay, Dublin 1, Ireland and has been granted the International Adviser exemption from registration in Manitoba, Ontario, Quebec, British Columbia and Alberta. This exemption enables it to provide advisory services to clients in these provinces in accordance with the applicable securities legislation of Manitoba, Ontario, Quebec, British Columbia and Alberta. Setanta, who is an investment sub-advisor to a number of Great-West Life Group companies, does not trade on its own account. Units in the Canadian segregated and mutual funds are not offered for sale by Setanta but may be acquired by prospective investors via the relevant Great-West Life Group company. This factsheet, which is for information purposes only, does not form part of any contract. This is a marketing communication that (a) has not been prepared in accordance with legal requirements designed to promote the independence of investment research, and (b) is not subject to any prohibition on dealing ahead of the dissemination investment research. The information contained in this document is based on current legislation and is, therefore subject to change. The contents are intended as a guideline only and should not be construed as an interpretation of the law. You should always seek the advice of an appropriately qualified professional. Performance disclosures are stated above. Setanta Asset Management Limited is registered as an Investment Adviser with the Securities and Exchange Commission (the "SEC") - CRD# 281781 / SEC# 801-107083.

The MSCI information may only be used for your internal use, may not be reproduced or re-disseminated in any form and may not be used as a basis for or a component of any financial instruments or products or indices. None of the MSCI information is intended to constitute investment advice or a recommendation to make (or refrain from making) any kind of investment decision and may not be relied on as such. Historical data and analysis should not be taken as an indication or guarantee of any future performance analysis, forecast or prediction. The MSCI information is provided on an "as is" basis and the user of this information assumes the entire risk of any use made of this information. MSCI, each of its affiliates and each other person involved in or related to compiling, computing or creating any MSCI information (collectively, the "MSCI Parties") expressly disclaims all warranties (including, without limitation, any warranties of originality, accuracy, completeness, timeliness, non-infringement, merchantability and fitness for a particular purpose) with respect to this information. Without limiting any of the foregoing, in no event shall any MSCI Party have any liability for any direct, indirect, special, incidental, punitive, consequential (including, without limitation, lost profits) or any other damages

WARNING: Past performance is not a reliable indicator of future results. The price of units and the income from them may go down as well as up and investors may not get back the amount invested. The return may increase or decrease as a result of currency fluctuations. Forecasts are not a reliable indicator of future performance